



adesivi

## TECHNICAL DATA SHEET



Review 004, 05/2016

Page 1 of 3

### PRODUCT

TWO-COMPONENT EPOXY PUTTY IN KIT (L4101, L4102)

### CHARACTERISTICS

The Levante two-component epoxy putty is specially designed for boat building. Thanks to its low specific weight, it is used where it is necessary to minimize changes in weight. It is very soft, refined, exceptionally spreadable. Sanding is equally best by machine or by hand. Although it is formulated with highly refined particles the product has excellent filling properties and can be re-painted with one-and two-component varnishes. Sanding can be done after four or five hours after application if dried at a minimum temperature of 25 ° C.

A good compromise between rigidity and flexibility is among the mechanical properties of the product. Therefore, it is applicable to various substrates such as aluminum, glass, plastic, wood and more.

### TECHNICAL DATA

	PUTTY	HARDENER	
Specific weight	1320 ± 20 g/l	1360 ± 20 g/l	(MI 001)
V.O.C.	5 ± 1 g/l (ready to use)		(ASTM 2369)
Viscosity	1150 ± 50 Pas	275 ± 25 Pas	(MI 002B; 25°C)
Consistency	780 ± 20 Pas	240 ± 20 Pas	(MI 002B; 25°C)
Thixotropy	380 ± 20 Pas	30 ± 10 Pas	(MI 002B; 25°C)
Color	Pale Yellow	Light Blue	
Mixing ratio	100g	100g	

### STORAGE

Keep the container well closed and stored in a cool (temperature below 25°C) and ventilated environment for a maximum period of 12 months from the date of production marked on the tin. Avoid direct sun exposure.

### SAFETY RECOMMENDATIONS

During application and drying time ventilate the room. We recommend the use Levante two-component epoxy filler Levante two-component epoxy filler Levante two-component epoxy filler Levante two-component epoxy filler of appropriate PPE during application. Before starting work, read the safety instructions.

ILPA ADESIVI SRL

Via Ferorelli, 4 - Zona Industriale - 70123 BARI - Italy - Tel. 0805383837 - Ass. Tecnica Tel. 0805308036 - Export Dept. +390805308035 - Fax +390805377807  
Email: [ilpasrl@ilpa.it](mailto:ilpasrl@ilpa.it) - <http://www.ilpa.it> - Cap. Soc. €218,400,00 i.v. - R.E.A. n. 152397 - Cod. Fisc. e P. IVA n. IT 00465900728 - Reg. imp. Bari n. 6525

# TECHNICAL DATA SHEET










Review 004, 05/2016

Page 2 of 3

## APPLICATION

- Make sure the surfaces to be treated are completely dry and clean (better using a solvent), it is always advisable to sand the surfaces (aluminum, glass, wood or plastic) with P 80 and P 150 abrasive paper;
- Draw the amount to use from the jar with clean tools: eg. 100g of LEVANTE epoxy pale yellow putty and 100g of the light blue hardener;
- Mix the two components well until you obtain a homogeneous light green mixture;
- Apply the putty onto the surface to be treated. The product can be dry sanded (P 80 - P 120 grit) after about four or five hours after drying at temperatures not lower than 25 ° C;
- Do not put any cured and/or unused putty back into the jar, in order to avoid the deterioration of the whole content;
- Close the jars after use to prevent contact with air which can harden the product.

	Application	Putty knife	
	Mixing ratio volume / massa	Epoxy putty / Epoxy hardener 100 : 100	
	Gel time	30 min	(MI 003; 25°C)
	Handling time	60 - 90 min	(MI 012; 25°C)
	Complete curing	>24 h	(MI 012; 25°C)
	Sanding	Dopo 4-5 h P 80 - 120	(MI 012; 25°C)
	Theoretical yield	13,5 ± 0,5 Kg/m <sup>2</sup> (for 1 cm thick)	(MI 014)

# TECHNICAL DATA SHEET



Review 004, 05/2016

Page 3 of 3

## ADDITIONAL INFORMATION

### CURING

TEMPERATURE (°C)	GEL TIME (MI 003)	HANDLING TIME (MI 021)
25	30 min	90 min
60	5 min	20 min

Please note: do not catalyze the product at temperatures above 60 ° C this may cause the product to swell with the subsequent loss of its mechanical properties. It is important to respect the mixing ratio both for optimum performance of the product and for compatibility with acrylic two-component polyurethane varnishes.

Levante epoxy putty is great for the reconstruction of damaged or broken parts, if used with glass fiber it acquires greater impact resistance and greater flexibility. The reconstructed surface can be polished and perfected by sanding it by hand or machine.

The reconstructed substrate also can be painted with any type of varnish (nitro, acrylic two-component, water-based varnishes and other). Levante epoxy filler adheres best on substrates such as wood, plastic and glass fiber. It can also be used on other substrates such as rubber, ceramics, marble, glass, aluminum, tile, iron, and synthetic resins. Adhesion is excellent between substrates of different nature.

The product has a high chemical resistance: both from acid and basic attack, and organic solvents (see chart).

### CHEMICAL RESISTANCE (MI 004)

