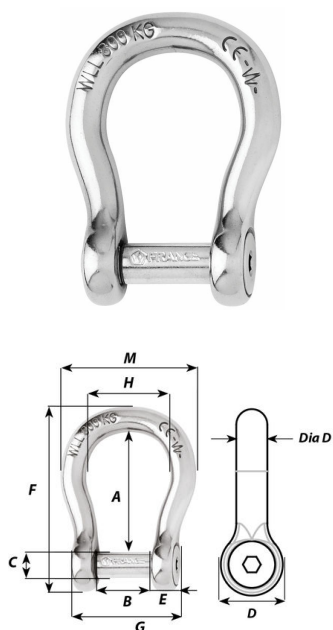


Self-locking allen head pin bow shackle - Dia86 mm

Part #1344





Description

Self-locking twisted shackle with allen head pin forged in grade 316L stainless steel
The pin is locked into one of the indentations
The head of the pin does not stick out from the shackle body and thus eliminates any risk of snagging
No risks of loose due to vibrations
Outstanding working and breaking loads
WLL: only for industrial applications (lifting i.e...)
CE marking and batch number

Applications

Ideal to link chain and anchor
On the halyard, avoids to damage the sails
To be used when the clutter is reduced
To be used when ample room is required

Technical information

	Materials	316 stainless steel grade
	Working load (kg)	960
	WLL (kg)	540
	Breaking load (kg)	2700
	Weight (g)	67
	A (mm)	37
	B (mm)	16
	C (mm)	8
	D (mm)	16
	D diameter (mm)	8
	E (mm)	7
	F (mm)	25
	M (mm)	40

Caption



Working load (WL) : for nautical applications



Working Load Limit (WLL): for industrial applications only.
The safety factor is 5 times the breaking load.
 $WLL = \text{Breaking load} / 5$

Wichard s'efforce d'assurer au mieux de ses possibilités, l'exactitude et la mise à jour des informations diffusées sur ce document, dont il se réserve le droit de corriger à tout moment et sans préavis le contenu, ainsi que de faire évoluer ses produits.

Dans le cas d'une application industrielle, merci de prendre contact avec notre service commercial et technique afin de valider l'utilisation de ces produits. La demande de certificats peut être faite directement auprès du service commercial.

Photos non contractuelles.